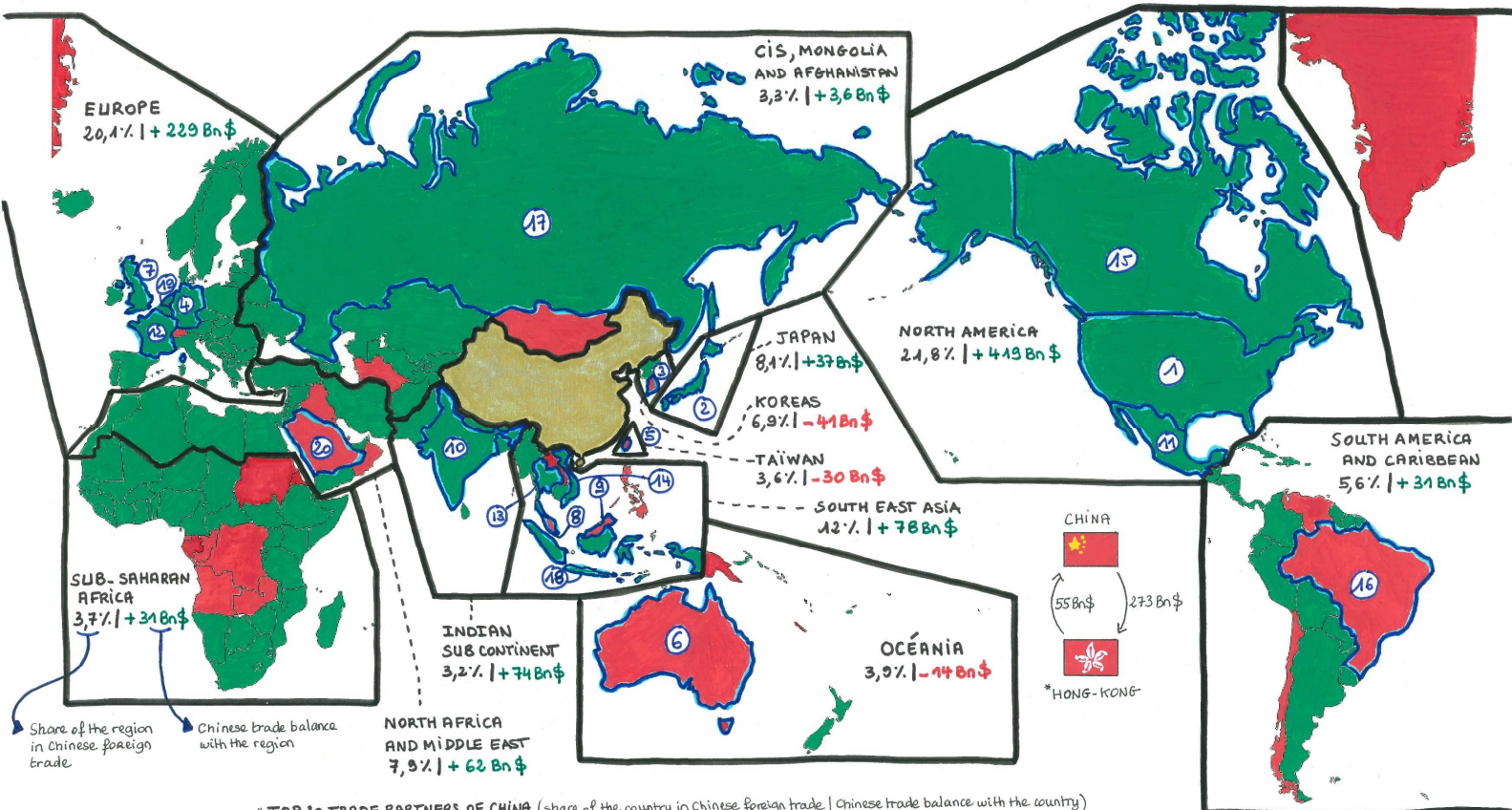


Chinese foreign trade in goods



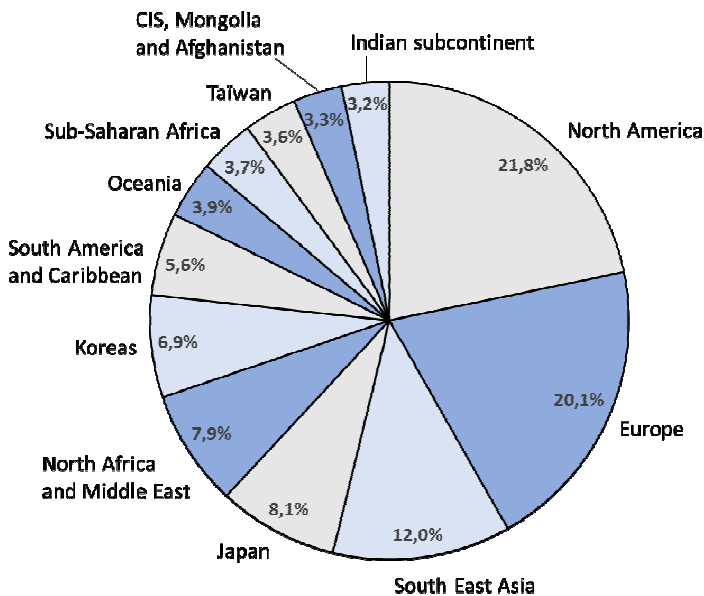
CHINESE TRADE BALANCE WITH EACH COUNTRY:
 GREEN POSITIVE
 RED NEGATIVE
 Bn \$ = Billion US dollars

TOP 20 TRADE PARTNERS OF CHINA (share of the country in Chinese foreign trade | Chinese trade balance with the country)

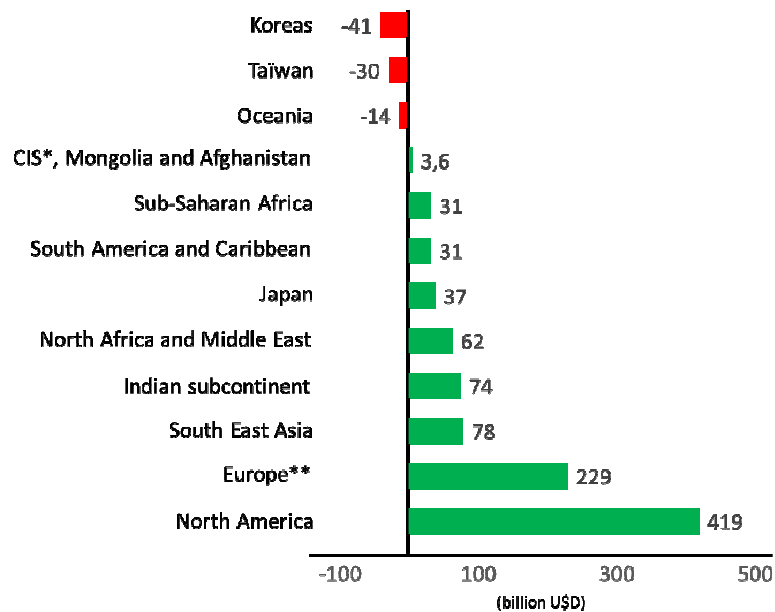
1 UNITED STATES	17,7%	+328 Bn \$
2 JAPAN	8,1%	+37 Bn \$
3 SOUTH KOREA	6,7%	-42 Bn \$
4 GERMANY	5,3%	+19 Bn \$
5 TAIWAN	3,5%	-30 Bn \$
6 AUSTRALIA	3,2%	-19 Bn \$
7 UNITED KINGDOM	2,7%	+35 Bn \$
8 SINGAPORE	2,3%	+16 Bn \$
9 MALAYSIA	2,3%	-4 Bn \$
10 INDIA	2,1%	+47 Bn \$
11 MEXICO	2,1%	+57 Bn \$
12 FRANCE	2,1%	+28 Bn \$
13 THAILAND	2,1%	+42 Bn \$
14 VIETNAM	2,1%	+31 Bn \$
15 CANADA	2,1%	+33 Bn \$
16 BRAZIL	2,1%	-6 Bn \$
17 RUSSIA	2,1%	+3 Bn \$
18 INDONESIA	1,6%	+16 Bn \$
19 NETHERLANDS	1,5%	+32 Bn \$
20 SAUDI ARABIA	1,5%	-3 Bn \$

Source: OEC - The Observatory of Economic Complexity (MIT) 2015 data, excluding Hong Kong and Macao.
 Chinese global imports: 1214 Bn \$
 Chinese global exports: 1200 Bn \$
 Trade balance: +88 Bn \$ (+1100 with Hong Kong)
 Christophe Chabert

Share of the region/country in Chinese foreign trade in goods



Chinese trade balance with each region/country



Source: The Observatory of Economic Complexity (MIT) - <http://atlas.media.mit.edu/en/>

* CIS = Commonwealth of Independent States: Armenia, Azerbaijan, Belarus, Kazakhstan, Kyrgyzstan, Moldova, Russia, Tajikistan, Uzbekistan, Turkmenistan (associate state), Ukraine (associate state), Georgia (former member)

** Europe = European Union, Albania, Bosnia Herzegovina, Iceland, Kosovo, Macedonia, Montenegro, Norway, Serbia, Switzerland